A decorative graphic is present on the page, featuring a large, thin, light-colored arc that starts near the top right and curves down towards the bottom right. There are also thin grey lines forming a partial frame around the text area, with small yellow squares at the corners where the lines meet.

**2007 Westchester County,
New York Livable
Communities Survey of
Residents 50+:
Fact Sheet, Annotation and
Methodology**

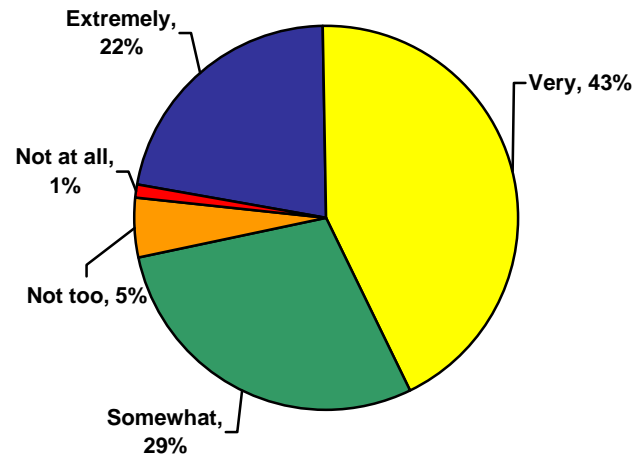
February 2008

Westchester County, New York 2007 Livable Communities Survey of Residents 50+ FACT SHEET

Satisfaction with Community

- About two in three residents in Westchester County say they are extremely or very satisfied with their community.
- Seven in ten rate their community as excellent (14%), very good (26%), or good (31%). Nearly three in ten rate their community as fair (18%) or poor (10%).

**Satisfaction with Their Community
 as a Place to Live (n=800)**



Desire to Remain in Community

- Nine in ten say it is extremely (27%), very (45%), or somewhat (19%) important for them to remain in their community for as long as possible.
- Westchester County residents have lived in their community an average of 30 years. In fact, nearly two in three (65%) have lived there for over 20 years.
- Most residents own their homes (87%) and live in a one-family house (66%).
- Only about one in ten (9%) think they will move out of their current residence in the next two years.

Westchester County Statistics (Data from the U.S. Census Bureau)

- In 2006, Westchester was the 7th largest county in New York.
- In 2006, Westchester County's population was 949,355, which has grown by 3% since 2000. 14% of the population was 65 years and older. 10% of people over 5 years have a disability.
- In 2006, 7% lived in poverty.
- In 2006, the median home value was \$581,600, and the median rent was \$1,122.
- According to the 2000 Census, 61% of residents have lived in the same house since 1995.
- In 2005, there were 50 nursing homes, and 32 assisted living facilities.

Westchester County, New York 2007 Livable Communities Survey of Residents 50+ FACT SHEET

Community Concerns

At least four in ten Westchester County residents identified the following problems in their community as big or small. At least six in ten residents identified the following as NOT a problem.

What's A Problem

- Not enough affordable housing (67%)
- Heavy traffic (58%)
- Streets/sidewalks that need repair (47%)
- Lack of involvement in community improvements (45%)
- Proximity and limitations of public transportation (42%)

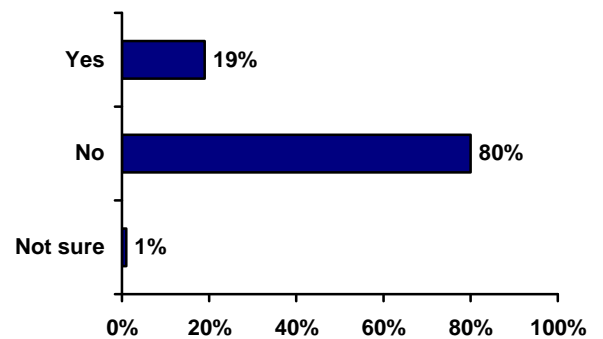
What's Not a Problem

- Public services (81%)
- Proximity of shopping/banking/services (80%)
- Number of (80%) and timing (74%) of traffic lights
- Proximity of parks/recreation (79%)
- Rundown buildings (79%)
- Noise (77%)
- Medical services (74%)
- Street lighting (64%)
- Number of arts/cultural activities (64%)
- Crime (60%)

Home Modifications

- About one in five Westchester County residents say their current residence needs a major repair, modification, or change to enable them to stay there as they get older.
- Most of these modifications would involve the bathroom by adding grab bars, handrails, a high toilet, or non-slip tile (60%) or cosmetic or minor repairs such as painting or floor refinishing (56%).

Major Repairs, Modifications, or Changes Needed to Current Residence to Enable Residents to Stay as They Age (n=800)



How to Improve Conditions for Older Persons

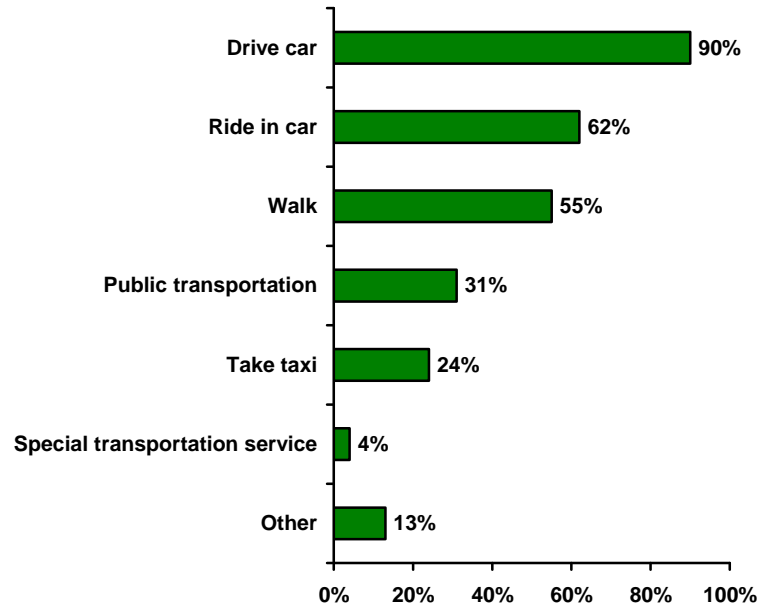
- If they were the leader of their community, sixteen percent of residents say they would reduce, freeze, or give a discount on taxes to improve conditions for older persons living in Westchester County. Another fifteen percent say they would provide more affordable housing.

Westchester County, New York 2007 Livable Communities Survey of Residents 50+ FACT SHEET

Common Modes of Transportation

- Most Westchester County residents get around in their neighborhoods for things like shopping, visiting the doctor, and running errands by driving a car; over half also ride in a car and walk.
- About three in ten say they use public transportation.
- About one in ten (9%) residents says they always or sometimes miss activities because they don't have transportation.
- One in ten says they have a medical condition that makes it difficult for them to travel outside the home.
- Only three percent say they are not able to get transportation to the places they need to go.

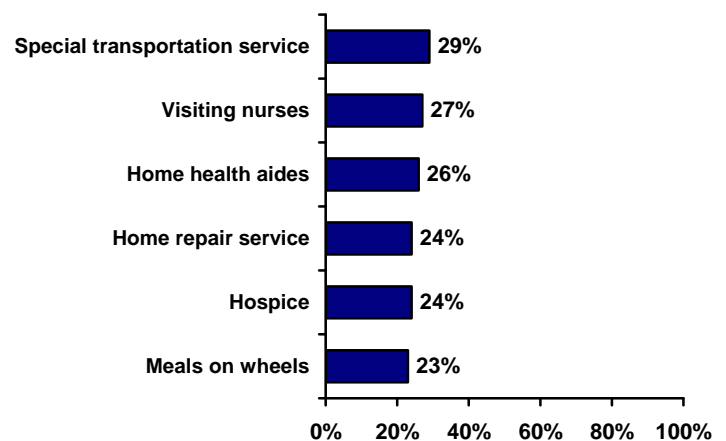
How Westchester County Residents Get Around in Their Neighborhoods (n=800)



Important Community Aspects

- Safe neighborhoods are an extremely important community characteristic for Westchester County residents. Westchester County residents also say that special transportation services for seniors and people with disabilities are an extremely important community service.

Extremely Important Community Services (n=800)



2007 Westchester County, NY Livable Communities Survey
Respondents=800; Sampling Error =+/-3.5%

	Westchester County
1. How long have you lived in your current community?	
1-5 years	7.4%
6-10 years	9.7%
11-15 years	9.5%
16-20 years	8.1%
21-25 years	9.7%
25+ years	55.0%
Don't know	0.5%

	Westchester County
2. How important is it to you to remain in your community for as long as possible? Is it...?	
Extremely important	26.7%
Very important	44.5%
Somewhat important	19.0%
Not very important	6.2%
Not at all important	3.0%
Not sure	0.4%

	Westchester County
3. Thinking about your future needs, how would you rate your community as a place for older people to live? Would you say it is....?	
Excellent	13.6%
Very good	26.1%
Good	30.5%
Fair	17.6%
Poor	9.7%
Not sure	2.5%
Refused	0.1%

	Westchester County
4. Overall, how satisfied are you with your community as a place to live? Would you say that you are?	
Extremely satisfied	21.6%
Very satisfied	42.9%
Somewhat satisfied	28.6%
Not too satisfied	5.1%
Not at all satisfied	1.1%
Not sure	0.3%
Refused	0.3%

5. Now I'm going to ask you about some community characteristics. Please tell me how important you think it is to have the following characteristics in your community. How important is having ... (INSERT ITEMS; ROTATE ITEMS) in your community? Is it extremely important, very important, somewhat important, not very important, not at all important?

	Westchester County
a. Well run parks, community centers, and recreation centers	
Extremely important	20.7%
Very important	55.1%
Somewhat important	19.3%
Not very important	4.1%
Not at all important	0.7%
Not sure	0.1%

	Westchester County
b. Convenient places for public events and meetings	
Extremely important	11.5%
Very important	45.1%
Somewhat important	33.6%
Not very important	7.0%
Not at all important	2.3%
Not sure	0.5%
Refused	0.1%

	Westchester County
c. A place where older people socialize	
Extremely important	21.0%
Very important	47.0%
Somewhat important	24.7%
Not very important	6.2%
Not at all important	0.8%
Not sure	0.3%

	Westchester County
d. Dependable public transportation	
Extremely important	26.7%
Very important	46.6%
Somewhat important	15.4%
Not very important	7.3%
Not at all important	3.1%
Not sure	0.3%
Refused	0.5%

	Westchester County
e. Sidewalks going to where you want to go	
Extremely important	20.3%
Very important	41.7%
Somewhat important	20.9%
Not very important	10.9%
Not at all important	5.2%
Not sure	0.7%
Refused	0.3%

	Westchester County
f. Safe neighborhoods	
Extremely important	58.2%
Very important	40.0%
Somewhat important	1.6%
Not very important	0.0%
Not at all important	0.1%
Not sure	0.0%
Refused	0.1%

	Westchester County
g. Entertainment, such as theaters and concerts	
Extremely important	11.6%
Very important	39.8%
Somewhat important	35.0%
Not very important	10.6%
Not at all important	2.6%
Not sure	0.4%

	Westchester County
h. Walking or bike trails within a half mile of your home	
Extremely important	11.3%
Very important	36.5%
Somewhat important	33.4%
Not very important	12.9%
Not at all important	5.0%
Not sure	0.7%
Refused	0.1%

	Westchester County
i. A grocery store within a half mile of your home	
Extremely important	26.8%
Very important	47.4%
Somewhat important	17.3%
Not very important	6.2%
Not at all important	2.1%
Not sure	0.0%
Refused	0.1%

	Westchester County
j. A drug store within a half mile of your home	
Extremely important	26.0%
Very important	46.1%
Somewhat important	16.6%
Not very important	9.0%
Not at all important	2.0%
Not sure	0.1%
Refused	0.1%

	Westchester County
k. A wide variety of services to help you maintain your independence as you grow older	
Extremely important	34.7%
Very important	53.2%
Somewhat important	10.1%
Not very important	0.8%
Not at all important	0.7%
Not sure	0.5%
Refused	0.1%

	Westchester County
l. Good job opportunities	
Extremely important	20.0%
Very important	39.4%
Somewhat important	23.0%
Not very important	11.1%
Not at all important	5.2%
Not sure	0.9%
Refused	0.3%

	Westchester County
m. Accessible public buildings and facilities	
Extremely important	19.0%
Very important	49.7%
Somewhat important	23.7%
Not very important	4.6%
Not at all important	1.9%
Not sure	0.9%
Refused	0.1%

	Westchester County
n. An adequate supply of affordable housing	
Extremely important	24.4%
Very important	43.8%
Somewhat important	21.7%
Not very important	6.2%
Not at all important	2.8%
Not sure	1.1%

	Westchester County
o. A variety of housing options for persons with different physical abilities	
Extremely important	21.4%
Very important	46.7%
Somewhat important	22.5%
Not very important	6.0%
Not at all important	1.9%
Not sure	1.5%

	Westchester County
p. Ways to connect older and younger people in the community	
Extremely important	14.6%
Very important	40.9%
Somewhat important	33.2%
Not very important	7.6%
Not at all important	2.2%
Not sure	1.4%
Refused	0.1%

	Westchester County
q. Opportunities for volunteering	
Extremely important	14.0%
Very important	44.4%
Somewhat important	32.3%
Not very important	6.8%
Not at all important	1.6%
Not sure	0.9%

	Westchester County
r. Well-designed and maintained streets	
Extremely important	30.7%
Very important	59.5%
Somewhat important	8.0%
Not very important	1.5%
Not at all important	0.1%
Not sure	0.1%
Refused	0.1%

	Westchester County
s. A hospital in the community	
Extremely important	36.3%
Very important	44.8%
Somewhat important	11.5%
Not very important	5.7%
Not at all important	1.4%
Not sure	0.3%
Refused	0.1%

	Westchester County
t. Affordable shopping	
Extremely important	25.3%
Very important	51.9%
Somewhat important	17.4%
Not very important	4.0%
Not at all important	1.2%
Not sure	0.0%
Refused	0.1%

	Westchester County
u. Places to worship	
Extremely important	25.7%
Very important	46.7%
Somewhat important	14.6%
Not very important	7.9%
Not at all important	4.8%
Not sure	0.1%
Refused	0.2%

6. Does the community where you live have ... (INSERT ITEMS; ROTATE ITEMS)?

	Westchester County
a. Well run parks, community centers, and recreation centers	
Yes	86.0%
No	9.0%
Not sure	5.0%

	Westchester County
b. Convenient places for public events and meetings	
Yes	75.3%
No	17.1%
Not sure	7.5%
Refused	1.0%

	Westchester County
c. A place where older people socialize	
Yes	77.6%
No	12.4%
Not sure	10.0%

	Westchester County
d. Dependable public transportation	
Yes	68.7%
No	21.5%
Not sure	9.6%
Refused	0.1%

	Westchester County
e. Sidewalks going to where you want to go	
Yes	55.9%
No	43.1%
Not sure	1.0%

	Westchester County
f. Safe neighborhoods	
Yes	91.7%
No	6.5%
Not sure	1.7%
Refused	0.1%

	Westchester County
g. Entertainment, such as theaters and concerts	
Yes	64.1%
No	34.3%
Not sure	1.5%

	Westchester County
h. Walking or bike trails within a half mile of your home	
Yes	57.7%
No	36.9%
Not sure	5.4%

	Westchester County
i. A grocery store within a half mile of your home	
Yes	73.8%
No	25.6%
Not sure	0.6%

	Westchester County
j. A drug store within a half mile of your home	
Yes	74.9%
No	25.0%
Not sure	0.1%

	Westchester County
k. A wide variety of services to help you maintain your independence as you grow older	
Yes	51.6%
No	26.1%
Not sure	22.1%
Refused	0.2%

	Westchester County
l. Good job opportunities	
Yes	29.2%
No	44.5%
Not sure	26.2%
Refused	0.1%

	Westchester County
m. Accessible public buildings and facilities	
Yes	80.2%
No	12.0%
Not sure	7.4%
Refused	0.4%

	Westchester County
n. An adequate supply of affordable housing	
Yes	22.9%
No	62.2%
Not sure	14.4%
Refused	0.4%

	Westchester County
o. A variety of housing options for persons with different physical abilities	
Yes	36.2%
No	38.8%
Not sure	25.0%

	Westchester County
p. Ways to connect older and younger people in the community	
Yes	43.0%
No	33.8%
Not sure	23.1%

	Westchester County
q. Opportunities for volunteering	
Yes	80.9%
No	8.7%
Not sure	10.4%

	Westchester County
r. Well-designed and maintained streets	
Yes	81.2%
No	17.4%
Not sure	1.3%
Refused	0.1%

	Westchester County
s. A hospital in the community	
Yes	67.6%
No	32.0%
Not sure	0.5%

	Westchester County
t. Affordable shopping	
Yes	72.8%
No	25.0%
Not sure	2.2%

	Westchester County
u. Places to worship	
Yes	95.6%
No	3.4%
Not sure	0.9%

7. Now I'm going to ask you about some community services. Again, I would like you to tell me how important you think it is to have the following services in your community to help people remain in their own homes as they age. How important is having (INSERT ITEMS; ROTATE ITEMS) in your community? Is it extremely important, very important, somewhat important, not very important, not at all important?

	Westchester County
a. Senior centers	
Extremely important	20.4%
Very important	53.3%
Somewhat important	19.4%
Not very important	4.6%
Not at all important	1.3%
Not sure	0.9%
Refused	0.1%

	Westchester County
b. Chore or homemakers services, like when someone comes in to do light housekeeping or cleaning	
Extremely important	18.5%
Very important	50.3%
Somewhat important	22.8%
Not very important	4.4%
Not at all important	1.7%
Not sure	2.0%
Refused	0.3%

	Westchester County
c. Congregate meals, such as senior lunch programs	
Extremely important	15.1%
Very important	44.8%
Somewhat important	24.7%
Not very important	8.9%
Not at all important	3.3%
Not sure	2.9%
Refused	0.2%

	Westchester County
d. Meals-on-Wheels or home delivered meals	
Extremely important	22.5%
Very important	51.2%
Somewhat important	16.7%
Not very important	6.1%
Not at all important	1.9%
Not sure	1.4%
Refused	0.1%

	Westchester County
e. A service that helps low-income or older persons with home repairs, like with the roof or windows	
Extremely important	24.0%
Very important	49.0%
Somewhat important	17.9%
Not very important	5.0%
Not at all important	1.6%
Not sure	2.2%
Refused	0.3%

	Westchester County
f. Visiting nurse, such as an RN who comes to your home	
Extremely important	26.8%
Very important	55.7%
Somewhat important	11.4%
Not very important	3.4%
Not at all important	1.5%
Not sure	1.0%
Refused	0.1%

	Westchester County
g. Seasonal work, such as lawn work or snow removal	
Extremely important	18.5%
Very important	56.6%
Somewhat important	16.0%
Not very important	5.1%
Not at all important	1.5%
Not sure	1.7%
Refused	0.5%

	Westchester County
h. Home health aide, personal care attendant, or other assistant who helps with personal needs	
Extremely important	26.0%
Very important	53.6%
Somewhat important	14.0%
Not very important	3.0%
Not at all important	1.8%
Not sure	1.4%
Refused	0.1%

	Westchester County
i. Respite (IF NECESSARY, Getting a break from caregiving duties)	
Extremely important	19.0%
Very important	48.5%
Somewhat important	20.7%
Not very important	4.7%
Not at all important	1.7%
Not sure	4.9%
Refused	0.6%

	Westchester County
j. End of life or hospice (IF NECESSARY, Medication or services provided to relieve symptoms of terminal illness)	
Extremely important	23.6%
Very important	49.8%
Somewhat important	17.0%
Not very important	5.6%
Not at all important	1.6%
Not sure	1.9%
Refused	0.5%

	Westchester County
k. Special transportation service, like one for seniors or persons with disabilities	
Extremely important	28.6%
Very important	56.1%
Somewhat important	11.5%
Not very important	2.4%
Not at all important	0.7%
Not sure	0.5%
Refused	0.1%

	Westchester County
I. Health monitoring services	
Extremely important	19.9%
Very important	50.7%
Somewhat important	18.8%
Not very important	4.9%
Not at all important	1.7%
Not sure	3.6%
Refused	0.3%

	Westchester County
m. Outdoor maintenance services	
Extremely important	16.6%
Very important	51.9%
Somewhat important	21.1%
Not very important	4.6%
Not at all important	1.7%
Not sure	3.6%
Refused	0.5%

8. Does your community where you live have ...? (INSERT ITEMS; ROTATE ITEMS)

	Westchester County
a. Senior centers	
Yes	84.5%
No	8.3%
Not sure	7.2%

	Westchester County
b. Chore or homemakers services, like when someone comes in to do light housekeeping or cleaning	
Yes	43.9%
No	24.5%
Not sure	31.5%
Refused	0.1%

	Westchester County
c. Congregate meals, such as senior lunch programs	
Yes	55.7%
No	18.9%
Not sure	25.4%

	Westchester County
d. Meals-on-Wheels or home delivered meals	
Yes	68.2%
No	10.1%
Not sure	21.7%

e. A service that helps low-income or older persons with home repairs, like with the roof or windows	Westchester County
Yes	17.2%
No	39.3%
Not sure	43.5%

f. Visiting nurse, such as an RN who comes to your home	Westchester County
Yes	63.7%
No	15.9%
Not sure	20.4%

g. Seasonal work, such as lawn work or snow removal	Westchester County
Yes	58.5%
No	24.9%
Not sure	16.5%
Refused	0.1%

h. Home health aide, personal care attendant, or other assistant who helps with personal needs	Westchester County
Yes	53.2%
No	20.0%
Not sure	26.8%

i. Respite (IF NECESSARY, Getting a break from caregiving duties)	Westchester County
Yes	26.2%
No	30.9%
Not sure	42.8%
Refused	0.1%

j. End of life or hospice (IF NECESSARY, Medication or services provided to relieve symptoms of terminal illness)	Westchester County
Yes	45.7%
No	28.2%
Not sure	26.2%

k. Special transportation service, like one for seniors or persons with disabilities	Westchester County
Yes	73.2%
No	10.5%
Not sure	16.2%
Refused	0.1%

l. Health monitoring services	Westchester County
Yes	39.0%
No	22.1%
Not sure	38.7%
Refused	0.1%

	Westchester County
m. Outdoor maintenance services	
Yes	51.2%
No	27.9%
Not sure	20.8%
Refused	0.1%

9. (ASK IF ANSWERED YES TO AT LEAST ONE SERVICE IN QUESTION 8) Have you used any of these services I just mentioned in the last 12 months? (Base is the number of respondents who say their community has at least one of the aforementioned 13 services -- n=777)

	Westchester County
Yes	16.8%
No [SKIP TO QUESTION 11]	83.1%
Not sure [SKIP TO QUESTION 11]	0.2%

10. Which services have you used? Have you used ...? (Base is the number of respondents who say they have the service in their community)

	Westchester County
a. Senior centers (n=676)	6.8%
b. Chore or homemakers services like when someone comes in to do light housekeeping or cleaning (n=351)	9.7%
c. Congregate meals such as senior lunch programs (n=446)	2.5%
d. Meals-on-wheels or home delivered meals (n=546)	2.4%
e. A service that helps low-income or older persons with home repairs, like with the roof or windows (n=137)	5.1%
f. Visiting nurse, such as an RN who comes to your home (n=510)	6.9%
g. Seasonal work, such as lawn work or snow removal (n=468)	12.2%
h. Home health aide, personal care attendant, or other assistant who helps with personal needs (n=425)	6.1%
i. Respite (IF NECESSARY, Getting a break from caregiving duties) (n=210)	1.9%
j. End of life or hospice, (IF NECESSARY, Medication or services provided to relieve symptoms of terminal illness) (n=365)	0.8%
k. Special transportation service like one for seniors or persons with disabilities (n=585)	3.6%
l. Health monitoring services (n=312)	5.5%
m. Outdoor maintenance services (n=409)	11.9%

11. (ASK IF ANSWERED "YES" TO ANY OF THE SERVICES IN QUESTION 8) Where, or to whom, would you turn for information about services in your community like the services we just asked about? (Base is the number of respondents who say their community has at least one of the aforementioned 13 services -- n=777)	Westchester County
FAMILY MEMBERS/NEIGHBORS	7.9%
Spouse	0.6%
Children	0.7%
Parents/other family members	0.6%
Friends/neighbors	6.0%
CITY/COUNTY/OFFICE OF AGING/SOCIAL SERVICES/OTHER AGENCY	22.5%
Area Agency on Aging/Office of Aging	6.3%
Dept. of Social Services	2.8%
Health Department	1.0%
County executive	2.3%
County Council	3.6%
Other county offices	5.6%
Other private agency	0.9%
MEDICAL CENTER/HEALTH PROFESSIONAL	5.3%
Professional (e.g., doctor, nurse, social worker)	3.4%
Medical center	1.9%
CHURCH OR SYNAGOGUE	2.9%
SENIOR CENTER	6.3%
PHONE BOOK/OTHER MEDIA	26.3%
Newspaper/radio/TV	0.6%
Library	0.3%
Phone book	4.4%
Depends on service needed	0.1%
Wouldn't contact anyone	0.2%
Computer/Internet	3.6%
City/town resources (general)	12.6%
Insurance company	0.3%
Hospital/clinic	2.6%
Senior citizen hotline	1.5%
OTHER	20.2%
Chamber of Commerce	0.6%
City Hall	2.6%
Community center	1.4%
County website	0.6%
Internet	2.8%
Mayor's office	1.5%
Town government	2.2%
Town Hall	4.6%
Condo manager/owner	0.4%
Visiting nurses	0.2%
Other	3.3%
Not sure	8.1%
Refused	0.4%

12. Now, I'm going to read you a list of problems that occur in some communities. After I mention each problem tell me how big you think the problem is in your community. Would you say ... (INSERT ITEMS; ROTATE ITEMS) is a big problem, a small problem or not a problem in your community?

	Westchester County
a. Heavy traffic	
Big problem	28.6%
Small problem	29.4%
Not a problem	41.7%
Not sure	0.4%

	Westchester County
b. Crime	
Big problem	9.9%
Small problem	29.2%
Not a problem	59.7%
Not sure	1.3%

	Westchester County
c. Being too far away from parks and recreation	
Big problem	4.1%
Small problem	15.9%
Not a problem	78.9%
Not sure	0.9%
Refused	0.1%

	Westchester County
d. Noise	
Big problem	6.9%
Small problem	15.8%
Not a problem	76.7%
Not sure	0.4%
Refused	0.1%

	Westchester County
e. Street and sidewalks that need repair or don't exist	
Big problem	17.9%
Small problem	29.5%
Not a problem	51.8%
Not sure	0.8%

	Westchester County
f. Streets are too dark	
Big problem	13.6%
Small problem	20.0%
Not a problem	64.2%
Not sure	2.1%
Refused	0.1%

	Westchester County
g. Rundown or abandoned buildings, houses or apartments	
Big problem	3.9%
Small problem	16.0%
Not a problem	79.2%
Not sure	0.9%

	Westchester County
h. Poor public services such as schools, garbage or snow removal	
Big problem	6.5%
Small problem	11.7%
Not a problem	80.6%
Not sure	0.9%
Refused	0.3%

	Westchester County
i. Public transportation that is too far away, too limited, or not available	
Big problem	18.4%
Small problem	23.1%
Not a problem	53.7%
Not sure	4.7%

	Westchester County
j. No or not enough senior services	
Big problem	10.0%
Small problem	21.8%
Not a problem	50.4%
Not sure	17.7%
Refused	0.1%

	Westchester County
k. Too few traffic lights	
Big problem	5.1%
Small problem	13.7%
Not a problem	79.6%
Not sure	1.5%

	Westchester County
l. Traffic lights that are timed too fast	
Big problem	7.4%
Small problem	16.2%
Not a problem	73.8%
Not sure	2.6%

	Westchester County
m. Shopping, banks, or other needed services being too far away	
Big problem	5.9%
Small problem	13.9%
Not a problem	79.7%
Not sure	0.5%

	Westchester County
n. Not enough arts or cultural activities	
Big problem	8.8%
Small problem	23.8%
Not a problem	64.2%
Not sure	3.2%
Refused	0.1%

	Westchester County
o. Not enough affordable housing	
Big problem	42.4%
Small problem	25.0%
Not a problem	22.7%
Not sure	9.9%
Refused	0.1%

	Westchester County
p. No or not enough medical services	
Big problem	7.8%
Small problem	14.2%
Not a problem	74.2%
Not sure	3.6%
Refused	0.2%

	Westchester County
q. People don't get involved in efforts to improve the community	
Big problem	18.1%
Small problem	26.7%
Not a problem	47.8%
Not sure	7.1%
Refused	0.3%

13. If you were the leader of your community, what changes would you want to make to improve conditions for older persons living here?	Westchester County
TRANSPORTATION (NET)	11.1%
Better/improved/expanded (public) transportation	7.5%
Need public transportation system	0.1%
More accessible/readily available (public) transportation	2.9%
Free/low cost transportation/more affordable	0.8%
Other transportation	0.6%
PRESCRIPTIONS (NET)	0.4%
Free prescriptions for seniors	0.1%
Affordability of Rx for seniors	0.3%
HEALTH CARE (NET)	5.5%
More/better quality healthcare services	0.8%
Free/affordable healthcare services	2.3%
Make medical care more accessible/available	0.1%
Improve/more home assistance/home healthcare	2.3%
HOUSING (NET)	17.6%
Assisted living facilities	0.5%
More varied types of housing	0.1%
More/better senior housing	1.9%
More housing for impaired/disabled	0.1%
More affordable housing	14.6%
Retirement homes/communities	0.2%
Other housing	0.3%
ACTIVITIES (NET)	7.8%
Social/recreational activities/opportunities	4.8%
Senior centers/more/larger/improved	3.0%
Recreation centers/facilities	0.7%
Other activities/recreation	0.0%
FOOD (NET)	0.8%
Make sure they have enough food	0.1%
Meals on wheels/food service programs	0.7%

13. CON'T. If you were the leader of your community, what changes would you want to make to improve conditions for older persons living here?	Westchester County
FINANCIAL (NET)	17.4%
Lower prices/discounts (general)	0.3%
Reduce/freeze taxes (school, property, sales)/give discount	16.1%
More financial assistance/subsidies for seniors	0.8%
Lower the rent/rent control	0.1%
Utility bills	0.2%
Other financial	0.2%
SUPPORTIVE SERVICES (NET)	11.1%
Be in contact with/make phone calls/visits to elderly/check up on them	3.3%
Help them get around/take them places/provide personal transportation	2.5%
Listen to the seniors more/find out what they say they need	1.0%
Program/volunteers for home maintenance/repair	1.6%
Provide senior daycare	0.1%
Provide service/good service (general)	2.4%
Provide more help in the home/do homemaking chores for them	0.5%
Improve/maintain quality of social services/programs for seniors	0.2%
Other outreach	0.6%
SAFETY (NET)	11.3%
More policemen/police patrol/better response	1.4%
More/improve elderly/handicap access to facilities	1.2%
Repair/improve streets	0.7%
Lower crime in neighborhood	0.2%
Install more street lights/make improvements	1.0%
Build/repair sidewalks/make wheelchair accessible	5.4%
Control traffic/speeding	1.1%
General security measures	0.7%
More/better city/public services	0.4%
Other safety	0.6%
COMMUNITY (NET)	2.5%
More accessible/closer resources/activities/shopping	1.7%
Change/improve political leadership	0.2%
Other community	0.6%
OTHER	6.6%
Advertise/communicate services/resources available to seniors	2.7%
More involvement by seniors	0.1%
Bring older and younger people together	0.9%
Snow removal	1.3%
Put a hospital in area	0.7%
Parking	0.7%
Other	0.2%
NOTHING/HAVE NO PROBLEMS/NO NEED FOR CHANGES	12.3%
Not sure	21.1%

14. Now I would like to ask you some questions about where you currently live.

Which of the following arrangements best describes where you currently live? Do you live in...?	Westchester County
A one family house	65.9%
Two family house	5.2%
Townhouse or rowhouse	3.7%
Apartment or condominium	20.7%
Senior housing or assisted living facility	1.8%
Multi-family house	0.5%
Co-op	1.4%
Something else	0.1%
Refused	0.8%

15. Do you own or rent your home?	Westchester County
Own	87.2%
Rent	11.6%
Live with adult child or others	0.2%
Convent/parsonage	0.3%
Not sure	0.1%
Refused	0.5%

16. How important is it to you to stay in your current residence for as long as possible? Is it ...?	Westchester County
Extremely important	41.2%
Very important	38.3%
Somewhat important	11.0%
Not very important	6.4%
Not at all important	1.9%
Not sure	1.0%
Refused	0.3%

17. Does your current residence need any major repairs, modifications, or changes to enable you to stay there as you age?	Westchester County
Yes	19.3%
No [SKIP TO QUESTION 21]	79.5%
Not sure [SKIP TO QUESTION 21]	1.1%
Refused [SKIP TO QUESTION 21]	0.1%

18. (ASK IF ANSWERED YES TO QUESTION 17) Would one of the modifications be ...? (INSERT ITEMS; ROTATE ITEMS) (n=154)	Westchester County
a. Better cooling in the summer	28.3%
b. Better heating in the winter	24.5%
c. Accommodations for easier access into or within your home such as a ramp, chairlift, wheelchair, or elevator	48.4%
d. Bathroom modifications, such as grab bars, handrails, high toilet, or non-slip tile	60.0%
e. Fixing problems with insects or rodents or bugs	11.0%
f. Better lighting	19.6%
g. Structural changes or major repairs, such as a new roof or new plumbing	46.9%
h. Cosmetic or minor repairs, such as painting or floor refinishing	55.9%
i. Installing a medical emergency response system that notifies others in case of an emergency	45.9%
j. Something else (SPECIFY)	20.1%

19. (ASK IF ANSWERED "YES" TO ANY MODIFICATIONS IN QUESTION 18) Do you plan on making ... (INSERT EACH "YES" MODIFICATION/REPAIR)?	Westchester County
a. Better cooling in the summer (n=44)	43.6%
b. Better heating in the winter (n=38)	47.6%
c. Accommodations for easier access into or within your home such as a ramp, chairlift, wheelchair, or elevator (n=75)	28.3%
d. Bathroom modifications, such as grab bars, handrails, high toilet, or non-slip tile (n=93)	36.5%
e. Fixing problems with insects or rodents or bugs (n=17)	80.6%
f. Better lighting (n=30)	44.8%
g. Structural changes or major repairs, such as a new roof or new plumbing (n=72)	50.0%
h. Cosmetic or minor repairs, such as painting or floor refinishing (n=86)	42.7%
i. Installing a medical emergency response system that notifies others in case of an emergency (n=71)	25.9%
j. Something else (n=31)	56.2%

20. (IF ANSWERED "NO" GO TO QUESTION 20; IF ANSWERED "YES," "NOT SURE," OR "REFUSED TO ANSWER," GO TO QUESTION 21) What is the major reason for not planning to make ... ? (INSERT EACH "NO" MODIFICATION/REPAIR)

	Westchester County
a. Better cooling in the summer (n=20)	
Can't afford it	48.9%
Not sure will still be residence	11.3%
Do not own residence or need landlord approval	5.1%
No real need	22.8%
Moving/selling house	6.0%
Refused	6.0%

	Westchester County
b. Better heating in the winter (n=19)	
Can't afford it	63.2%
Not sure will still be residence	5.7%
No real need	31.1%

	Westchester County
c. Accommodations for easier access into or within your home, such as a ramp, chairlift, wheelchair, or elevator (n=51)	
Can't afford it	28.2%
Can't find information	0.6%
Unable to do it yourself	0.7%
Not sure will still be residence	11.5%
Do not own residence or need landlord approval	6.7%
No real need	35.7%
Not old enough yet/low end of the age group	5.1%
Moving/selling house	5.4%
Not sure	2.1%
Refused	4.2%

	Westchester County
d. Bathroom modifications, such as grab bars, handrails, high toilet, or non-slip tile (n=55)	
Can't afford it	29.1%
Can't find information	1.9%
Not sure will still be residence	14.6%
Do not own residence or need landlord approval	2.8%
No real need	31.4%
Not old enough yet/low end of the age group	4.4%
Other	5.0%
Not sure	2.5%
Refused	8.3%

	Westchester County
e. Fixing problems with insects or rodents or bugs (n=3)	
Can't afford it	49.4%
Other	50.6%

	Westchester County
f. Better lighting (n=15)	
Can't afford it	23.3%
Don't trust anyone to do it	9.1%
Do not own residence or need landlord approval	15.7%
No real need	34.6%
Moving/selling house	2.3%
Not sure	7.9%
Refused	7.1%

g. Structural changes or major repairs, such as a new roof or new plumbing (n=35)	Westchester County
Can't afford it	41.1%
Not sure will still be residence	12.9%
Do not own residence or need landlord approval	14.9%
No real need	16.4%
Not sure	4.5%
Refused	10.2%

h. Cosmetic or minor repairs, such as painting or floor refinishing (n=46)	Westchester County
Can't afford it	25.3%
Unable to do it yourself	3.4%
Can't find contractor/workers/others to do it	2.4%
Not sure will still be residence	4.9%
Do not own residence or need landlord approval	9.0%
No real need	39.9%
Moving/selling house	3.3%
Other	3.0%
Not sure	0.6%
Refused	8.3%

i. Installing a medical emergency response system that notifies others in case of an emergency (n=48)	Westchester County
Can't afford it	25.1%
Not sure will still be residence	13.6%
Do not own residence or need landlord approval	10.9%
No real need	43.3%
Not old enough yet/low end of the age group	2.8%
Moving/selling house	2.5%
Refused	1.8%

j. Something else (n=12)	Westchester County
Can't afford it	36.8%
Unable to do it yourself	9.6%
Not sure will still be residence	11.0%
Do not own residence or need landlord approval	17.7%
No real need	12.5%
Moving/selling house	2.8%
Not sure	9.6%

21. Do you think you will need to move out of your current residence within the next two years?	Westchester County
Yes	9.1%
No (SKIP TO QUESTION 23)	86.6%
Not sure (SKIP TO QUESTION 23)	4.1%
Refused (SKIP TO QUESTION 23)	0.1%

	Westchester County
22. Why do you think you'll need to move within the next two years? (n=73)	
Can't manage my house/apartment	5.5%
Move to warmer climate	3.6%
Move to a safer location	1.6%
Dissatisfied with features of current home/location	1.6%
Would like to move to a place with more services	4.3%
My house/apartment is too big	11.3%
Rent/mortgage will cost too much	7.9%
Taxes will cost too much	36.7%
Maintenance costs will cost too much	5.8%
Utilities will cost too much	2.9%
Health related reasons	5.5%
Can't find reliable help	5.2%
To be closer to relatives or friends	4.9%
Buying/building a new home	2.1%
Too small/need more space	0.7%
Too many stairs	9.1%
Retiring	4.5%
Costs too much/too expensive	5.1%
If spouse passes away	2.0%
Other	10.0%
Not sure	6.9%
Refused	3.9%

23. Now I would like to ask you some questions about transportation in your community. How do you usually get around your neighborhood for things like shopping, visiting the doctor, running errands, or other things? Do you....?

	Westchester County
a. Drive a car	
Yes	90.1%
No	9.6%
Refused	0.3%

	Westchester County
b. Ride in a car	
Yes	61.8%
No	38.0%
Not sure	0.1%
Refused	0.1%

	Westchester County
c. Take a taxi	
Yes	23.6%
No	76.1%
Not sure	0.1%
Refused	0.1%

	Westchester County
d. Use public transportation	
Yes	30.8%
No	69.0%
Refused	0.1%

e. Use a special transportation service, like one for seniors or for persons with disabilities	Westchester County
Yes	4.4%
No	95.5%
Refused	0.1%

f. Walk	Westchester County
Yes	54.9%
No	45.0%
Refused	0.1%

g. Something else	Westchester County
Yes	12.5%
No	85.6%
Not sure	1.5%
Refused	0.4%

24. How often do you miss activities because you do not have transportation? Would you say...	Westchester County
Always	2.0%
Sometimes	7.3%
Rarely	14.6%
Never	75.9%
Not sure	0.0%
Refused	0.3%

25. Excluding taxi services, is public transportation service available in your community?	Westchester County
Yes	72.8%
Yes, but too limited to be useful	15.4%
No	8.9%
Not sure	2.8%
Refused	0.1%

26. Do you have a medical condition that makes it difficult to travel outside the home?	Westchester County
Yes	10.2%
No (SKIP TO QUESTION 28)	89.3%
Not sure (SKIP TO QUESTION 28)	0.4%
Refused (SKIP TO QUESTION 28)	0.2%

27. (ASK IF ANSWERED "YES" TO QUESTION 26) Because of this condition, have you ... (ROTATE ITEMS)? (n=81)

a. Reduced your day-to-day travel	Westchester County
Yes	66.9%
No	30.2%
Not sure	1.5%
Refused	1.5%

b. Asked others for rides	Westchester County
Yes	69.9%
No	30.1%

c. Limited your driving to daytime	Westchester County
Yes	37.1%
No	59.4%
Not sure	1.5%
Refused	2.1%
d. Given up driving altogether	Westchester County
Yes	31.7%
No	68.3%
e. Used public transportation less often	Westchester County
Yes	31.3%
No	65.5%
Not sure	3.2%
f. Used special transportation services, such as those for seniors or for persons with disabilities	Westchester County
Yes	12.8%
No	87.2%
g. Made other changes to your travel patterns	Westchester County
Yes	30.0%
No	67.8%
Not sure	0.7%
Refused	1.5%
28. Are you able to get transportation to the places you need to go?	Westchester County
Yes	97.1%
No (SKIP TO QUESTION 30)	2.5%
Not sure (SKIP TO QUESTION 30)	0.3%
Refused (SKIP TO QUESTION 30)	0.1%
29. What kinds of difficulties do you have in getting the transportation that you need? (n=23)	Westchester County
Don't have a car	11.7%
Public transportation not available in this community or extremely limited	11.5%
Taxi service not available in this community or extremely limited	2.6%
Costs too much	4.5%
There's no one I can depend on	16.8%
Bus schedules are a problem	6.6%
Bus stops are too far away	7.3%
Physical or other impairment makes transportation hard to use	1.5%
Transportation does not accommodate walking assisting devices: walkers, cane, wheelchair	1.5%
Don't want to ask others for help	2.6%
Distance to public transportation too far	11.2%
No sidewalks/walkway to public transportation	1.5%
Not sure	34.5%

Now I am going to ask you a question about long-term care services. Long-term care refers to care or services provided over an extended period of time at home, in a community setting, such as an adult daycare center or assisted living facility, or in a nursing home. This type of care is available to people of all ages who are frail, ill, or have a disability and who need help with regular daily activities -- such as getting dressed, bathing, preparing meals, eating, or taking medications.

30. How likely is it that you or a family member may need long-term care services in the next five years? Would you say you or a family member are....?	Westchester County
Extremely likely	5.2%
Very likely	7.1%
Somewhat likely	19.6%
Not very likely	30.0%
Not at all likely	27.4%
Not sure	10.3%
Refused	0.3%

31. Gender	Westchester County
Male	43.3%
Female	56.7%

32. What is your age as of your last birthday? [IN YEARS]	Westchester County
50-59	31.4%
60-74	43.5%
75+	21.8%
Refused	3.4%

33. What is your current marital status? Are you....?	Westchester County
Married	62.2%
Not married, living with your partner or significant other	2.0%
Separated	1.1%
Divorced	8.2%
Widowed	18.7%
Currently single <u>and</u> never married	6.2%
Refused	1.5%

34. [IF QUESTION 33 = "MARRIED," ASK: "Are you or your spouse currently a member of A-A-R-P?" IF QUESTION 33 = "NOT MARRIED ...," ASK: "Are you or your partner currently a member of AARP?" OTHERWISE ASK "Are you currently a member of AARP?"]	Westchester County
Yes	66.6%
No	32.3%
Not sure	0.8%
Refused	0.4%

	Westchester County
35. What is the highest level of education that you completed?	
0 to 12 th grade, but with no diploma	3.3%
High school graduate or equivalent	17.6%
Post high school education, but with no degree	11.9%
2 year degree	10.2%
4 year degree	23.4%
Post graduate study, but with no degree	6.2%
Graduate or professional degree	26.6%
Refused	0.7%

	Westchester County
36. Which of the following best describes your current employment status?	
Self-employed full-time	8.0%
Self-employed part-time	4.3%
Employed full-time	26.3%
Employed part-time	8.6%
Retired and not working at all	45.0%
Unemployed and looking for work	2.0%
Not in the labor force for other reasons	5.2%
Refused	0.6%

	Westchester County
37. Are you of Hispanic, Spanish, or Latino origin or descent?	
Yes	4.1%
No	94.3%
Not sure	0.4%
Refused	1.2%

	Westchester County
38. What is your race?	
White or Caucasian	83.9%
Black or African American	8.9%
Native American or Alaskan Native	0.2%
Asian	0.8%
Native Hawaiian or other Pacific Islander	0.2%
Hispanic	1.0%
Mixed	0.7%
Refused	4.2%

	Westchester County
39. Thinking about elections for Westchester County Executives and Legislators in the last ten years, which of the following best describes your voting behavior? Would you say you vote always, most of the time, about half of the time, seldom, or would you say you never vote?	
Always	64.6%
Most of the time	22.5%
About half of the time	4.3%
Seldom	3.5%
Never	4.3%
Not sure	0.4%
Refused	0.6%

40. What is your 5-digit ZIP Code?

41. In what city do you live?

42. In general, how often do you go online to access the Internet or World Wide Web or to send and receive email? Would you say several times a day, about once a day, 3-5 days a week, 1-2 days a week, once every few weeks, less often than every few weeks, or do you never go online to use the Internet or check email?	Westchester County
Several times a day	39.5%
About once a day	15.2%
3-5 days a week	7.5%
1-2 days a week	5.3%
Once every few weeks	2.1%
Once a month or less	1.6%
Or do you never go online to use the Internet or World Wide Web?	27.7%
Not sure	0.1%
Refused	0.9%

43. We realize income is a private matter and so rather than ask you anything specific about your income, I'd like to ask you to please stop me when I get to the category that your includes your household's income before taxes in 2006. Was it....?	Westchester County
Less than \$10,000	1.6%
\$10,000 to less than \$20,000	3.8%
\$20,000 to less than \$35,000	6.3%
\$35,000 to less than \$50,000	8.0%
\$50,000 to less than \$60,000	7.5%
\$60,000 to less than \$75,000	6.5%
\$75,000 to less than \$100,000	10.6%
\$100,000 or more	30.2%
Not sure	4.7%
Refused	20.9%

Methodology

AARP commissioned Woelfel Research, Inc. (WRI) to conduct a telephone survey of residents of Westchester County, New York, age 50 and older. The sample of 800 was drawn at random from a list of the adult population aged 50+ in the county. The telephone sample was provided by Accudata, Inc. according to WRI specifications. The sample was a “listed” sample of households containing telephone numbers with a high probability of having an occupant being age 50+. The population of numbers from which the sample was drawn is contained in public records. The sample was constructed to achieve over-samples of residents in three areas: New Rochelle (n=104), Yorktown Heights (n=104), and Greenburgh (n=72). The interviews were conducted in English and Spanish from December 12, 2007 to January 11, 2008. The results from the study were weighted by age and gender. The margin of sampling error for the complete set of data is $\pm 3.5\%$.

The response rate was 17 percent, and the cooperation rate was 86 percent. The response rate is Response Rate 3, and the cooperation rate is Cooperation Rate 3 (AAPOR, 2006).